

Birthday Themed Activity Pages




You are welcome to download and use this file for classroom or home purposes. You may also share the link to the blog page where the file can be found.

Please refrain from claiming this file as your own or making any alterations to it. Selling or profiting from this PDF file is strictly prohibited. If you wish to share this file, kindly attach the link to the blog page on any social media platform. Sharing this file on other platforms like Dropbox, Facebook groups, 4Shared, etc. is strongly discouraged.

It is intended for personal use only, such as homeschooling or classroom activities. Feel free to post about this printable and tag @teacherweena on Facebook and Instagram, or add the blogsite: teacherweena.blogspot.com.

Please do not send this file directly to anyone. Instead, you may send them the link directing them to this link:
<https://teacherweena.blogspot.com/2024/04/free-birthday-themed-activity-pages-for.html>

This PDF file was created using Canva.com, and all images used are free to use on the website.



H



A



P



P














Y




B









H



A



P



P



Y




B



I



R



T



H



D



A







Happy Birthday

Draw 4 candles on the birthday cake. Then color the cake.



four





Happy Birthday

Draw 5 candles on the birthday cake. Then color the cake.



five




Happy Birthday

Draw 6 candles on the birthday cake. Then color the cake.

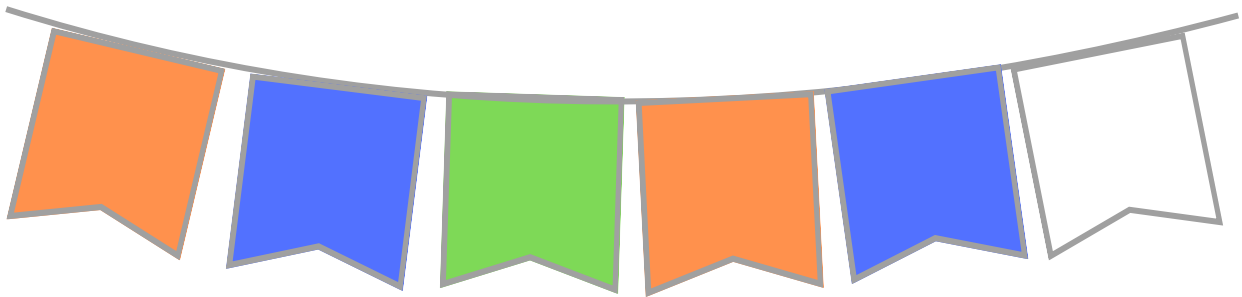




six





Bunting Patterns

Finish the pattern.




Bunting Patterns


Make your own pattern



I Spy Birthday



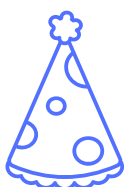
- red



- green



- orange




- blue



- violet


Maze

Help the birthday boy get to his yummy cake



Maze

Help the birthday girl get to her yummy cake




Matching

Draw a line to match the gifts.



Odd One Out

Mark the present that is different with 







Counting

Count the cupcakes then encircle the correct number



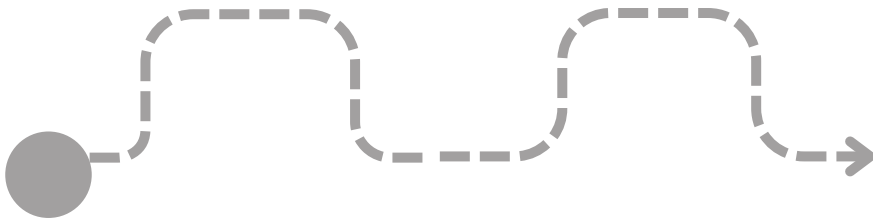

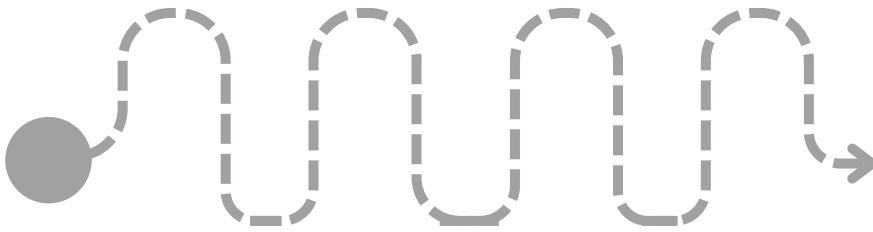
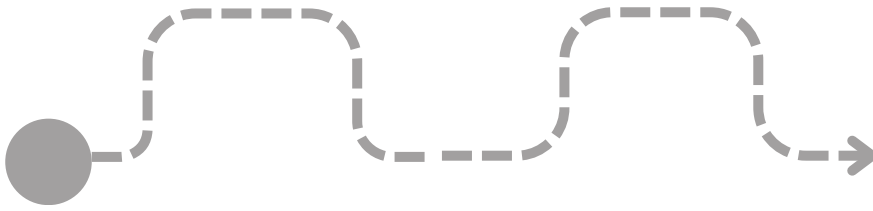
Matching

Draw a line to match the party hats



Handwriting Practice

Lines from left to right



Vocabulary & Tracing

Trace, cut and laminate to use on your word wall.



cake



hat





gift



blow

Goodies Lacing Cards

Print this page and paste onto a cardboard. Cut out the goodies and punch holes using a puncher. Tie one end of thick yarn or shoelace onto one hole.



Word Puzzle

Cut and laminate or print on cardstock.

